

VPZ* PINCH VALVES

Shut-off valve elastic sleeve with control:

- VPZ-1 manual control handwheel. Equal pressure closure with minimal deformation of the sleeve. From DN 10 to DN 200.
- VPZ-5 Normally open pneumatically operated. Air powered and/or manual On/Off. From DN 20 to DN 200
- VPZ-7/8 Normally closed pneumatically operated. Air powered and/or manual On/Off. From DN 20 to DN 200.

Applications: water treatment, sewage, waste water, sludge treatment, sludge, dense, viscous liquids with suspensions, abrasives, oil and fuel.

FEATURES

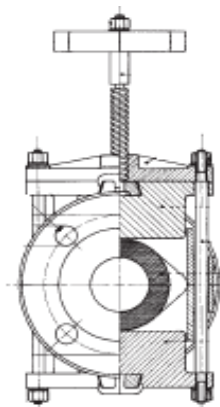
These pinch valves are equipped with closing/opening means pressure balanced to allow the closure or the opening of the elastic sleeve with minimal deformation, obtaining a perfectly cylindrical shape in the open function, with the maximum flow rate. Conversely in the closed function is realized a leakproof closure.

The valve consists of an elastic material tubular sleeve (molded in a single piece), inserted between two end flanges and a central pinch clamp, which causes the closing / opening with a screw / handwheel command (in manual execution) or by pneumatic piston (remote control version).

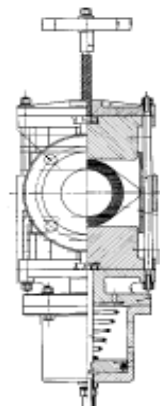


TECHNICAL SPECIFICATIONS

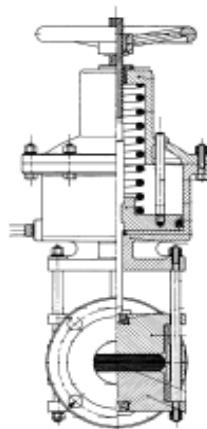
Body material:	aluminum, cast iron
Sleeve:	PARA rubber (60°C max), Neoprene (105°C max), silicone (150° C max)
Flanged connections:	UNI PN10 - ANSI
Air power pressure:	3...6 bar
Working pressure:	3,5...5 bar max according to the diameters
Operating temperature:	-10...90°C



VPZ-1
c/manuale



VPZ-5
pneum/N.A.



VPZ-7/8
pneum/N.C.



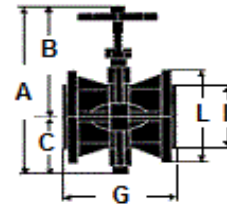
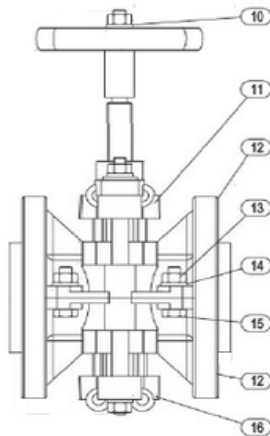
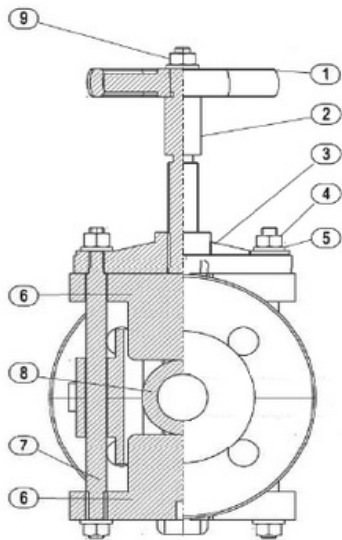
SATEMA

13856 VIGLIANO B.SE - Via Milano, 395
Tel. +39 015811102 - 015510156 - Fax 0158853029
Mail: info@satema.it <http://www.satema.it>

VPZ1 - DIMENSIONS

VPZ-1

DN	A	B	C	G	L	I	Weight kg Aluminum	Weight kg cast iron
10	145	100	45	73	90	50	0.6	1.0
15	165	115	50	92	95	50	0.8	1.5
20	210	150	60	107	105	58	1.3	3.0
25	230	160	70	118	115	60	1.8	3.6
30	255	178	77	130	140	78	2.8	5.6
40	305	212	93	154	150	88	4.0	8.0
50	335	233	102	176	165	102	5.0	10.3
60	355	245	110	194	185	130	6.5	13.6
70	390	260	130	206	185	137	7.6	15.0
80	420	280	140	215	200	148	9.2	18.0
90	490	320	170	250	210	178	15.0	28.0
100	500	330	170	275	220	158	14.5	26.6
125	630	415	215	300	250	198	22.0	40.0
150	680	445	235	330	285	222	27.0	51.0
175	765	500	265	355	315	280	37.0	67.0
200	840	550	290	375	340	298	41.4	72.0



- 1 Handwheel
- 2 Lead screw
- 3 Support
- 4 Hexagon nut
- 5 Washer
- 6 Plug
- 7 Tie rod
- 8 Rubber sleeve
- 9 Hexagon nut
- 10 Washer
- 11 Upper return bushing
- 12 Valve body
- 13 Hexagon nut
- 14 Washer
- 15 Hexagon nut
- 16 Lower retur bushing



SATEMA

13856 VIGLIANO B.SE - Via Milano, 395

Tel. +39 015811102 - 015510156 - Fax 0158853029

Mail: info@satema.it <http://www.satema.it>

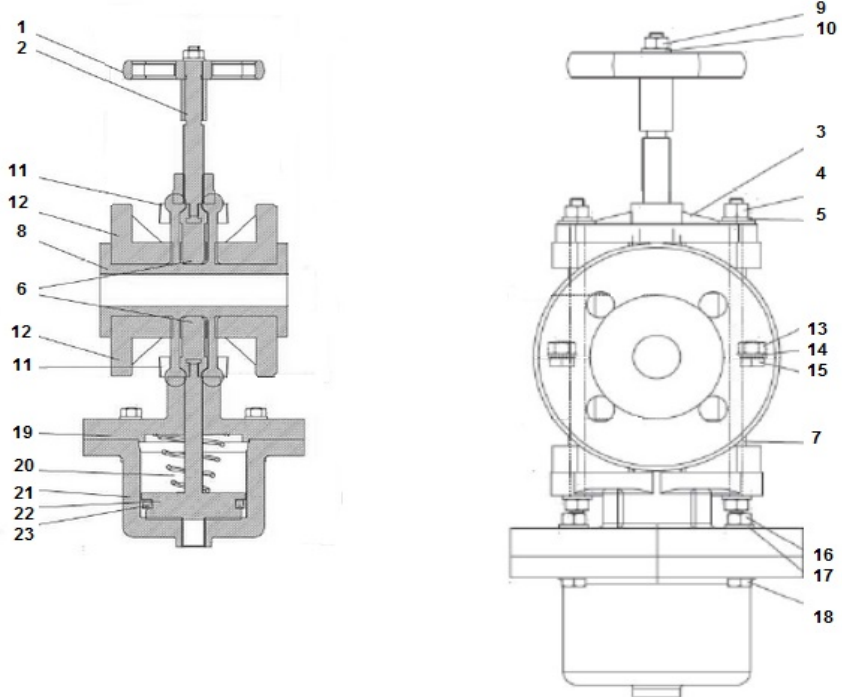
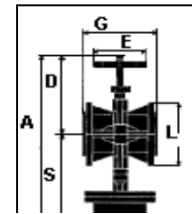
VPZ5 - DIMENSIONS

VPZ-5

DN	A	B	G	H	L	I	Weight kg Aluminum	Weight kg cast iron
20	310	205	107	95	105	58	3.0	5.0
25	345	220	118	106	115	68	4.5	6.0
30	380	245	130	115	140	78	5.2	8.0
40	445	300	154	140	150	88	7.7	12.2
50	495	330	176	160	165	102	9.0	13.6
60	525	350	194	180	185	130	12.1	19.0
70	565	280	206	190	185	137	13.5	21.0
80	605	410	215	196	200	148	15.0	23.0
90	665	450	250	232	210	178	23.0	29.0
100	715	490	275	260	220	158	23.0	36.0
125	850	600	300	280	250	198	33.0	52.0
150	935	650	330	300	285	222	43.5	65.0
175	1055	740	355	335	315	280	54.0	79.0
200	1142	800	375	350	340	298	61.0	94.5

Air pressure required kg/cm²

DN	20 to 30	40 to 70	80 to 200
MIN	4	4	3.5
MAX	6	5	4.5


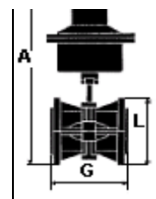


- S
- WHEEL
- HEAD SCREW
- SUPPORT
- HEXAGON NUT
- WASHER
- UPPER PLUG
- PIE ROD
- RUBBER SLEEVE
- HEXAGON NUT
- WASHER
- PLUSHING OF BRONZE
- VALVE BODY
- HEXAGON NUT
- WASHER
- HEXAGON BOLT
- HEXAGON NUT
- WASHER
- 18 HEXAGON BOLT
- 19 SUPPORT AND CYLINDER
- 20 SPRINGS
- 21 CYLINDER
- 22 PISTON AND DRIVE PIN
- 23 "V" GASKET
- 24 RUBBER TUBE



VPZ-7

DN	A	C	D	E	G	L
20	355	150	84	110	107	105
25	440	150	102	130	118	115
30	450	180	110	130	130	140
40	535	200	140	175	154	150
50	565	200	160	175	176	165
60	600	200	180	210	194	185
70	670	230	205	210	206	185
80	720	230	225	210	215	200

**SATEMA**

13856 VIGLIANO B.SE - Via Milano, 395

Tel. +39 015811102 - 015510156 - Fax 0158853029

Mail: info@satema.it <http://www.satema.it>**PRESSURE DETAILS UNI 1284**

VPZ1	HYDRAULIC TEST kg/cm ²			
	DN	PN	OPEN	CLOSED
10	5	10	5	4
15	5	10	5	4
20	5	10	5	4
25	5	10	5	4
30	5	10	5	4
40	5	10	5	4
50	5	10	5	4
60	5	10	5	4

70	5	10	5	4
80	5	10	5	3
90	5	10	5	3
100	4	10	4	3
125	4	10	4	3
150	4	8	4	3
175	4	8	4	3
200	4	8	4	3